

Squiver

SQUIVER PHOTO TRIPS | P. DE HOECHSTRAAT 19F | 1071 ED AMSTERDAM | THE NETHERLANDS



T+31(0)653928102 | PHOTOTRIPS@SQUIVER.COM | WWW.SQUIVER.COM

DAY-TO-DAY PROGRAM NAMIBIA UNTAMED 2015

We have tried to make the program as flexible as possible, maximising the photographic opportunities, and at the same time enabling everyone to relax and fully enjoy themselves.

Day 1: Monday 8 June 2015

Everyone should be arriving today in Windhoek. Upon arrival you will be transported to our luxury lodge, just outside Windhoek, set on a small hill with beautiful views of the African bush. We would like to ask everyone to **fly in no later than 2.30 PM in the afternoon (14.30 hrs)**, so you won't miss the general briefing and instructions on night photography for tomorrow's shoot, followed by a delicious welcome-dinner.



Overnight in a luxury lodge outside Windhoek (DBB)

Day 2: Tuesday 9 June 2015

After an early breakfast we hop into our bus, which will be our means of transport for the remainder of the round trip. We like to offer our guest the maximum of comfort, and that is why we use a 40-seater bus for only 14 people! Everyone will have a window seat and more than enough room for their photo equipment next to them.

We head off to the south and have a picnic lunch on the way. Although it is a long drive, we will arrive in time for an afternoon photo session at the Quivertree Forest. It is a unique and rocky area with a high concentration of quivertrees. The quivertree is a beautiful and peculiar tree, which is a distinctive relative of the "Aloe plant". It is actually the national plant of Namibia. The quivertree has a thick, corky, bark that flakes into sharp-edged sections on the main trunk. The late afternoon sun will emphasize the golden bark of the trees, making them look even more unusual than they already are.



When the sun sets, we put in practice what we learned yesterday and shoot these beautiful trees with the twinkling stars above them.



© MARSEL VAN OOSTEN | SQUIVER.COM

This image is part of a series of four that won First Prize in the Travel Photographer Of The Year Awards

Our aim will be to capture the Milky Way. Namibia is the perfect place to photograph the night sky, due to its geographical location, climate and lack of light pollution. It is in the top 5 of best star-gazing locations in the world.

We will be staying at the guest farm at the Quivertree Forest itself, to make maximum use of the beauty of our surroundings. The accommodation is simple, but very welcoming. The meals are home-style-cooking.

Overnight on a guest farm near Keetmanshoop (FB)

Day 3: Wednesday 10 June 2015

We will start our day with an photographing cheetahs at first light. At the farm they have several orphaned cheetahs in large enclosures, and the owner of the farm is happy to take those interested for a meet & greet with the cheetahs. They are truly magnificent animals and you'll be able to get some good close up shots.



We'll go into town to give a presentation on composition, and instructions on how to shoot star trails, followed by lunch.

We will end the day with an afternoon and dusk shoot at Giant's Playground. It is a location with big dolerite rocks. Some seem to be stacked and neatly placed on top of each other, as if a giant has been playing with them. Hence the name of this place.



This image won First Prize in the Nikonians Images Of The Year Awards, and was Highly Commended in the European Wildlife Photographer Of The Year Awards.

We will photograph the rock formations and these beautiful trees while the sun colors them bright orange. And we'll shoot until it is dark enough to photograph the stars again.

The strong shapes and the lonely quivertrees there are perfect for shooting silhouettes and for star photography. We come back after we set up the cameras for shooting star trails to have dinner and dream of the cameras clicking away, catching the stars circling our planet.

Traveling with Squiver means that you are not only taken to the best locations to photograph; we will also make sure you come back with great pictures. The picture on the left is from one of the participants on an earlier Squiver tour, who had never shot star trails before.



Overnight on a guest farm near Keetmanshoop (FB)



This image is part of a series of four that won First Prize in the Travel Photographer Of The Year Awards

Day 4: Thursday 11 June 2015

The day starts early for a dawn shoot at the Giant's Playground, catching the first coloration in the sky. After breakfast we'll hop into the bus and travel towards Lüderitz, a small and usually extremely windy coastal town.

As we get closer to Lüderitz, the landscape gets dryer and dryer, turning into a desert with endless views and yellow sand dunes near the coast. We will have lunch on our way.

This afternoon you can go and discover Lüderitz, relax or read a book. Or you have the opportunity to have a sneak preview of Kolmanskop and visit this abandoned ghost mining town for a couple of hours of shooting in the afternoon. Marsel will give some specific pointers on how to handle the contrasty light and windy conditions.



Kolmanskop is closed for regular tourists in the afternoon, but we have arranged a special permit so we can stay until sunset. This evening we will have dinner at a fish restaurant on the waterfront.

Overnight in a hotel in Lüderitz (FB)

Day 6: Friday 12 June 2015

Armed with a breakfast pack we will set out to Kolmanskop and arrive there at sunrise to enter with our special permits (the gate officially opens at 9 am). It is the perfect opportunity to improve your shots of yesterday. We will spend a full morning photographing the empty houses and sand covered rooms, trying to capture that eerie feeling of this abandoned town.



This image was published as a double page spread in National Geographic and is Marsel's most copied Namibia shot.

After 6 hours of shooting, you will be ready for some lunch! Afterwards we will continue our journey north. Today we'll say goodbye to tar roads and we all have to get used to the pace of driving on gravel roads. Slowly the landscape changes and gets more mountainous. We have dinner and spend the night en route to our next destination: the red dunes of the Namib Rand and Sossusvlei region.

Overnight in a hotel in Helmeringhausen (FB)

Day 7: Saturday 13 June 2015

After breakfast we head out in the bus again. We will soon see the first red dunes and they will get bigger as we travel towards Sesriem, the gate to the Sossusvlei region. We drive through the Namib Rand Nature Reserve, where we have good chance to see oryx, mountain zebra, ostrich, springbok and jackal – and of course the magnificent sand dunes on your left and the mountains on your right. We arrive in time for lunch at our luxury lodge for the next two nights.



After everyone has settled into their spacious tented rooms on stilts, with a stunning view on the dunes in the distance, we all go on a drive into the park to discover the beauty it has in store for us.

We will visit Sossusvlei and Deadvlei, where we will photograph one of the most picturesque and iconic landscapes of Namibia. We focus on Deadvlei, as the dead trees, the white pan and the dunes surrounding them is the most interesting for photography.





We have arranged special permission to stay in the dunes until it is dark, giving you the opportunity to photograph this stunning setting framed by the stars of the Milky Way.

There is even a possibility to set up your camera to photograph star trails in Deadvlei. A really unique opportunity, as most people need to be back at the gate to leave the park at sunset!



These images won Marsel the title International Nature Photographer Of The Year at the International Photography Awards (IPA)

Overnight in a luxurious lodge inside the Namib Naukluft park (FB)

Day 8: Sunday 14 June 2015

We have a full day in the park. The days start very early and we drive off when it is still dark, in order to catch the first rays of sunlight over the dunes. We will photograph pre-dawn and sunrise in deadvlei or the dunes around Sossusvlei until 8.30 am, when the light gets harsher, the temperature gets higher and the regular tourists arrive. We'll have breakfast in the dunes before heading back to the lodge.



Time for a nap before lunch, or to upload the images you shot. In the afternoon you can head out for the dunes again and shoot until it is dark, or you can stay at the lodge and enjoy the pool.



This image is part of a series of four that won First Prize in the Travel Photographer Of The Year Awards

Overnight in a luxurious lodge inside the Namib Naukluft park (FB)

Day 9: Monday 15 June 2015

This morning we will leave the Sossusvlei region behind and head further north, towards the coastal town of Walvisbay. We will have lunch on the way and arrive in Walvisbay in the afternoon, where we will stay for two nights.

Prepare yourself for a complete change in weather, as Walvisbay can be foggy and quite chilly, especially after the warmer temperatures we have gotten used to in the south of Namibia and the Sossusvlei region.

Walvisbay is famous for their flamingos, which feed in the lagoon and the surrounding wetlands. It is considered one of the prime locations worldwide to see flamingos, with numbers reaching over 40,000 individuals. You will be able to see both the Lesser and the Greater flamingo here and photograph them from a close distance. How close? Well... the shots below were taken by Daniella with an iPhone!



But wait... there is more! These two days in Walvisbay are also used to take you on another adventure: flying in a microlight or gyrocopter over the dunes around Walvisbay. This activity is really a "must do". The dunes are simply spectacular from above and flying over them in a microlight or gyrocopter is absolutely awesome. We split our group in two, and take you up over the dunes one of the afternoons.

For those that do not do the microlighting this afternoon, there is the option of taking a walk along the promenade of the lagoon and photograph the flamingos.

Although microlighting is a common activity in surrounding countries, this is not the case in Namibia. We are the only company in the world that can offer this, as we are in direct contact with private pilots that own these type of planes. So take advantage of this opportunity and book yourself a flight!




In a microlight you have a view to the front and to both sides and you're in direct radio contact with a professional pilot who will make sure you will see the dunes from the perfect angle, selecting the best route for you. And if you see something interesting, or want a closer look, you simply ask the pilot and he will take you there! You'll be flying lower than in a regular airplane and at a lower speed, which makes it easier for



photography. Flights last around 20 minutes and should be booked in advance.

Please know that micro lighting is not 100% guaranteed. If weather conditions are not good (for instance wind), or if the microlight pilots are not able to fly our group for whatever reason, we will have to cancel this activity. This is also the reason why you are not paying for the microlighting up front, but cash on location.

We'll have dinner at a restaurant in the harbour and fall asleep in our comfortable guesthouse along the Walvisbay Lagoon after a long day.



Overnight in a boutique guesthouse in Walvis Bay (FB)

Day 10: Tuesday 16 June 2015

This morning starts with a welcome change from all the sand we've seen in the past days: we take a boat cruise in the early morning! Pelicans often fly along with the boat, allowing for spectacular wide angle shots of these beautiful large birds. And we will see a colony of Cape Fur seals. This species is characterised by thick fur coats that range between dark brown and a lighter golden brown. You'll visit Pelican Point where these inquisitive and entertaining creatures live in abundance. While out on the boat, you'll likely get to witness the playful side of these marine mammals. The younger ones often enjoy the adventure of coming right up to the boat. They'll also put on a show by playing in the surf, while the more mature seals will stay on the shore and bask in the sun.

We have hired a private boat for our group and leave earlier than the official sailing times, to make maximum use of the light.



We will be back at the harbour in time to enjoy a delicious lunch at the best place on the coast to eat calamari and prawns. Finger licking good.

In the afternoon there is again time for microlighting. And those that are not doing that activity have the afternoon at leisure. Time to relax, sort images, prepare for tomorrow's image review, and photograph the flamingo's in the lagoon while the sun sets.

We end the day with another very nice meal in a local restaurant at the waterfront.

Day 11: Wednesday 17 June 2015

After an optional shoot with the flamingos at sunrise, we will drive this morning to Spitzkoppe, where we will have lunch. This is a really stunning area to photograph huge boulder formations in the golden light of the afternoon.

We will make camp in between the rocks and camp out under the stars – and they are amazing! Everyone will be sleeping in tents, which have been especially set up for our group on the campground of Spitzkoppe. The tents offer a "regular" bed, and in the back of your tent you can take a shower. So it is definitely camping in style!




Overnight in a private mobile camp (FB)



Day 12: Thursday 18 June 2015

In the morning we can photograph Spitzkoppe as the first rays of sunshine hit the rocks. After breakfast we head to Etosha, which is one of Southern Africa's finest and most important game reserves. We stay at Okaukuejo Restcamp, in the heart of Etosha National Park, in a cosy room at walking distance from the most famous waterhole in Namibia.

The afternoon and evening can be spend at the flood-lit waterhole, where visitors can observe at close quarters a spectacle of wildlife congregating and interacting. At night, there are often very special visitors, like white and black rhinos. They are highly endangered and are seen almost every evening at the Okaukuejo waterhole. A very special sight!



Overnight in a luxury chalet at Okaukuejo, in the middle of Etosha National Park (FB)

Day 13: Friday 19 June 2015

In the morning and the afternoon we will go on a game drive, in search of herds of elephants, springbok, kudu, zebra and oryx. We have two vehicles for our group, giving everyone a "window seat". The vehicles are open, so your views are not blocked. When we return, you can spend the rest of the evening at the waterhole, where you can see nocturnal species you won't see during the day.


Overnight in a luxury chalet at Okaukuejo, in the middle of Etosha National Park (FB)



Day 14: Saturday 20 June 2015

In the morning we have our last sunrise shoot at the waterhole. If we are lucky, the water is flat and we can make stunning photographs of the animals coming for a drink, with nice reflections.

After breakfast we head back to Windhoek, where we will stay at a small boutique guesthouse. We will have a really nice dinner in town, as a conclusion of our spectacular round trip in Namibia.



Overnight in an intimate boutique guesthouse in Windhoek (DBB)

Day 15: Sunday 21 June 2015

Unfortunately, it is time to fly home. We all have breakfast together and say our goodbyes. Transportation to the airport is arranged for everyone to fly back home with lots of fantastic memories and amazing photographs!

Participation fee & additional information

The participation fee for this trip is €4450 per person, based on sharing a room. The group consists of a minimum of 8 and a maximum of 13 participants. The group is lead by Marsel van Oosten and Daniëlla Sibbing. A single room is available with a single supplement of €750. If you would like to share a room but we cannot find a roommate for you, we will have to charge you the single supplement. You can download our terms & conditions from our website: www.squiver.com/TermsAndConditions.pdf

Included in the tour are:

- 14 days in Namibia, with a small group of maximum 13 guests
- very comfortable accommodation
- all meals
- all entrance fees, activities as described and special permits
- transport in a large bus, so you have lots of room while we travel
- excursions in 4-wheel drive vehicles
- workshop night photography and presentation on composition
- in-the-field tips & tricks
- image reviews
- fun!

Not included are:

- your international ticket to Windhoek
- drinks
- gratuities
- microlighting (optional activity)

Please have a look at our Namibian Nights video, to see the stars of Namibia in their full glory. The video was awarded First Prize in the Travel Photographer of the Year 2012 competition. <http://vimeo.com/squiver/namibian-nights>

